



PEAKUP POWER

HYDRANGEA

(PKQJH57J | Colored Lightweight)

Flexible, individual, powerful

Colorful with higher output

as they use particularly developed encapsulant film with a higher light transmittance

More possibilities

because the colours can be determined individually (from a certain quantity)

More aesthetically pleasing

as there are more options in colors with smooth surface, ensuring better constructional integration with buildings

The next level of lightweight photovoltaic – addressing and solving challenges of people and companies which are in need for glass and lightweight photovoltaic by using our innovative PEC and U-IBC technology – while keeping the weight low.

- Higher output – 2% more out of every module due to “miss” of busbars in the front of the cell and no shade created
- Higher reliability – as the lower degradation rate, superiority in fire-resistance, excellent performance in dynamic load (wind, snow, hail etc.) make them more durable and reliable
- Higher performance – due to optimized heat transmission using copper



MPA
STUTT GART
Materialprüfungsanstalt
Universität Stuttgart



Product Warranty



Linear Performance
Warranty

For details regarding tests and certificates please refer to the rear page.



21.2%
MAX MODULE
EFFICIENCY

0~3%
POWER
TOLERANCE

≤2%
FIRST YEAR
POWER DEGRADATION

0.55%
YEAR 2-25
POWER DEGRADATION


U-IBC HALF-CELL
Lower operating temperature

TYPICAL ELECTRICAL PARAMETERS

Model	Orange				Light Green				Blue/Dark Green			
	PKQJH57J310		PKQJH57J315		PKQJH57J375		PKQJH57J380		PKQJH57J405		PKQJH57J410	
Testing Condition	STC	NOCT	STC	NOCT	STC	NOCT	STC	NOCT	STC	NOCT	STC	NOCT
Rated Power (Pmpp) /W	310	232	315	236	375	281	380	285	405	304	410	307
Rated Current (Impp) /A	8.90	7.07	8.98	7.14	10.83	8.61	10.96	8.72	11.72	9.34	11.84	9.41
Rated Voltage (Vmpp) / V	34.84	32.82	35.09	33.05	34.66	32.65	34.69	32.68	34.57	32.56	34.65	32.64
Short Circuit Current (Isc) /A	9.44	7.72	9.53	7.80	11.50	9.41	11.64	9.52	12.53	10.25	12.56	10.27
Open Circuit Voltage (Voc) /V	41.05	39.08	41.05	39.22	41.28	39.30	41.30	39.32	41.32	39.34	41.40	39.41
Effective Module Efficiency(η) /%	16.01%		16.26%		19.36%		19.62%		20.91%		21.17%	

STC(Standard Testing Conditions): Irradiance 1000W/m², Air Mass 1.5, Cell Temperature 25°C, Measuring Tolerance ±3%

NOCT(Nominal Operating Cell Temperature): Irradiance 800W/m², Ambient Temperature 20°C, Air Mass 1.5, Wind speed 1m/s



ABSOLUTE MAXIMUM RATING

Operating Temperature	From -40 to +85 °C
Maximum Series Fuse Rating	25A
Safety Class	II
Fire Rating (IEC 61730)	C
Maximum System Voltage	DC1500V

MECHANICAL CHARACTERISTICS

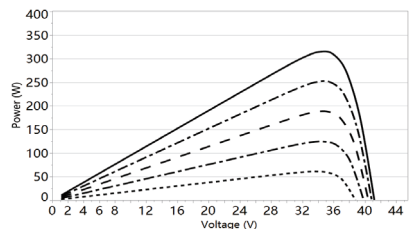
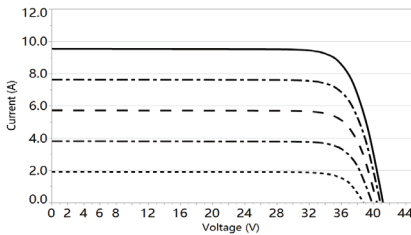
Cell Type	Mono-crystalline U-IBC 182mm x 91.9mm, 114(6 x 19)
Effective Module Dimension(L×W)	1763.6mm×1098.2mm
Dimension (L×W×H)	1850mm x 1158mm x 2mm(72.8x45.6x0.07 inches)
Weight	5.2±0.3kg
Cable	4mm ² (IEC), 450mm or customized length
Junction Box	IP68 with three bypass diodes
Connector	Original MC4

TEMPERATURE RATINGS

Voltage Temperature Coefficient	-0.220%/°C
Current Temperature Coefficient	+0.050%/°C
Power Temperature Coefficient	-0.240%/°C
Tolerance	0~+5W
NOCT	43 ± 2 °C

PACKING CONFIGURATION

40'HQ Container	Pallet/container	Piece/container
Pieces (126 pcs per pallet)	18	2268



Test&classifications

- CE passed (according to low voltage directive (LVD) (2014/35/EU)
- Sand/dust: IEC 60068-2-68: 1994 modified
- Salt mist: IEC 61701:2020 / EN IEC 61701:2020
- Potential Induced Degradation (PID): IEC TS 62804-1:2015 modified
- Ammonia (NH₃): IEC 62716: 2013 / EN 6271
- Design qualification
 - IEC 61215-1:2021 / EN IEC 61215-1:2021;
 - IEC 61215-1-1:2021 / EN IEC 61215-1-1:2021;
 - IEC 61215-2:2021 / EN IEC 61215-2:2021;
- Construction requirements&safety
 - IEC 61730-1:2023;
 - IEC 61730-2:2023.
- Classification of external fire exposure
 - Class E (acc. DIN EN 13 501-1 : 2019)
 - Broof (t1) (for roofing-pitches < 20°) (acc. DIN EN 13 501-5: 2016 using test data from external fire exposure to roofs)

